

BOOK OF

RE




Benefits Of Solving Rebus:

- **Develop Reasoning Skills:** Like any other puzzles, rebuses are a great way to get your thinking and applying your reasoning skills.
- **Boost Memory Power:** Rebus puzzles are a great way to boost the memory of children as it is easier for kids to remember pictures.
- **Teach Spellings:** The excitement of the rebus puzzle will eventually improve students' spellings.
- **Improve Vocabulary:** In Rebus Puzzles, children need to identify the pictures with different words. This will help them to enhance their vocabulary.
- **Build Vocabulary:** In Rebus Puzzles, children look at pictures or words to find an answer. This exercise is a great way to help them learn new words and enhance their vocabulary.
- **Better Reading Skills:** Reading is one of the most important skills a child must learn. Reading skills lays the foundation for education and learning. Solving rebus picture puzzles is a great way to improve your reading skills.
- **Pattern Recognition And Problem-solving Skills:** Rebus puzzles are about understanding patterns and making logical connections to find the answer. This helps children predict what comes next and use reasoning skills to see connections and links. All this helps them learn how to strategize and develop problem-solving skills





$$C = p$$



$$ed = ot$$







M=h






3 2 R=M

Foot



12



S = C



G K G

t = m





Take first letters:











,

”




$p=t$ $r=c$



””

+

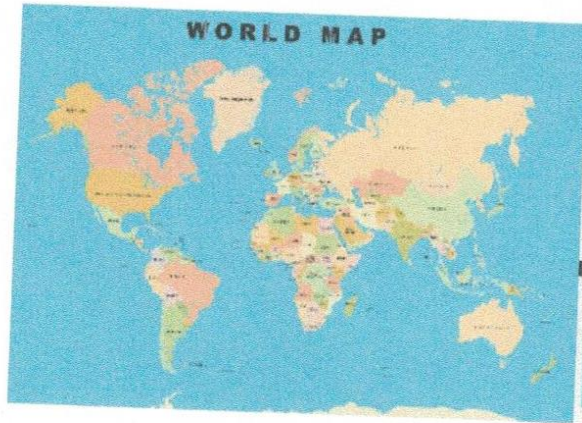


””
+days

1, 2




~~X~~




1, 2, 7




5 7 1 2




a = e






1 3




5 6



$$K=m$$

H = C

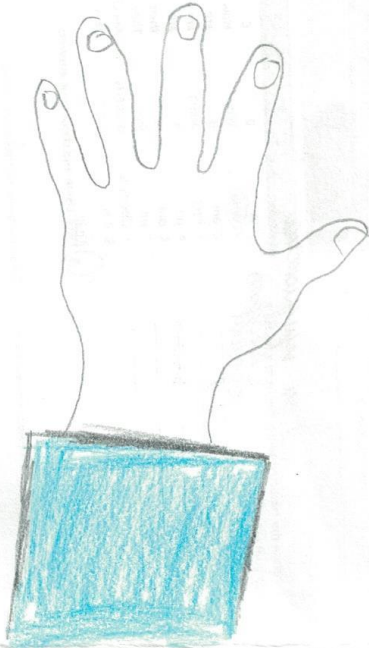






”



omedy

$h=e$














1, 3, 2










4 = 0





in





H=D


$$P = V$$



42 35
40











””

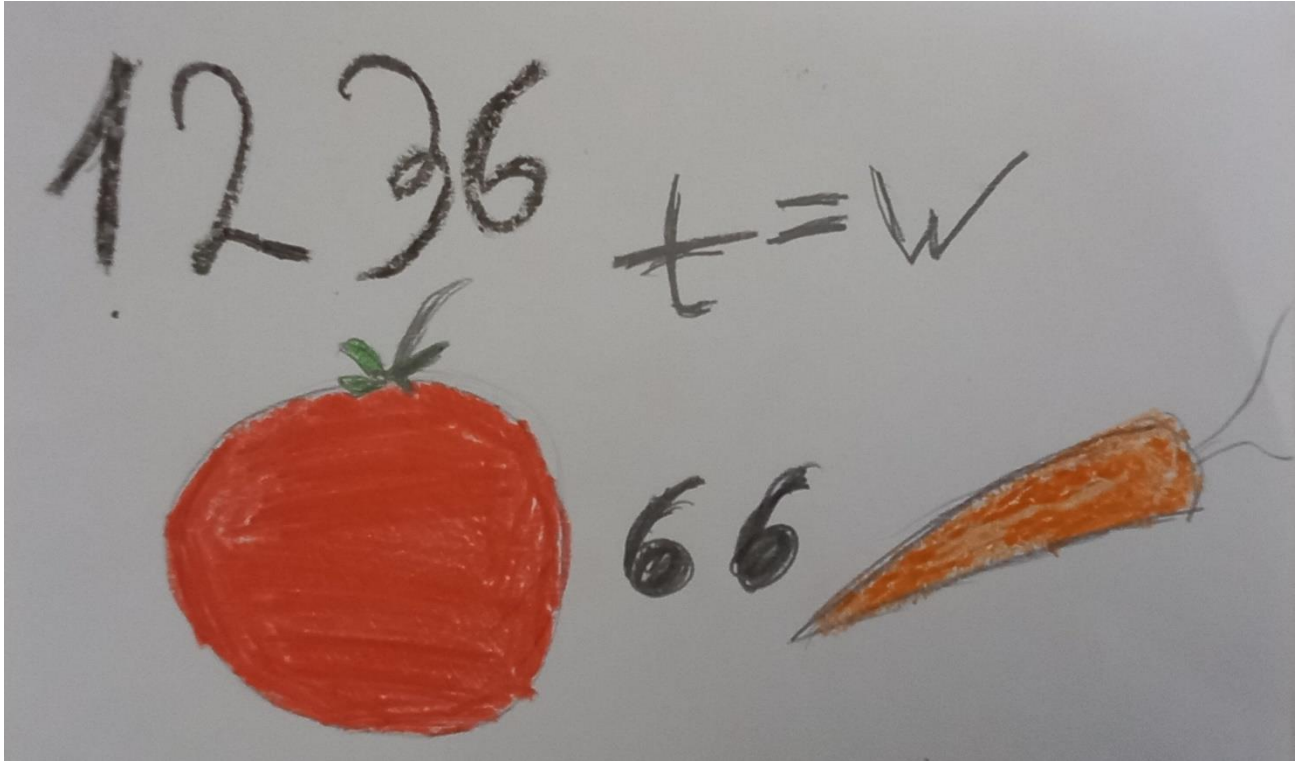
“













$$e = a$$



2 1



$$S = C, w = \rho$$

